



PURECORE

CSE: PURE

FWB: J8Y

Advancing The *Materials* That Power Modern Civilization.

Legal Disclaimer.

Forward Looking Statements

All statements, (other than statements of historical fact included herein), including, without limitation, statements regarding future plans and objectives of the company, are forward-looking statements that involve various risks, assumptions, estimates and uncertainties, and any or all of these future plans and objectives may not be achieved. These statements reflect the current expectations or beliefs of Purecore Metals Corp. (the “Company”, “Purecore”, or “PURE”) and are based on information currently available to the Company. There can be no assurance that such statements will prove to be accurate, and actual results and future events could differ materially from those anticipated in such statements. All of the forward-looking statements contained in this presentation are qualified by these cautionary statements and the risk factors described above. Furthermore, all such statements are made as of the date this presentation is given. An investment in the Company is speculative due to the nature of its business. The ability of the Company to carry out its plans as described in this confidential presentation depends on obtaining the required capital. There is no assurance that the Company will be able to successfully raise the capital required or to complete each of the growth initiatives described. Investors must rely upon the ability, expertise, judgment, discretion, integrity and good faith of the management and Board of the Company.

Technical Information

The technical information contained in this presentation/website has been reviewed and approved by Ali Wasiliew, P.Geo., an independent Qualified Person as defined under National Instrument 43-101 – Standards of Disclosure for Mineral Projects. Mr. Wasiliew has verified the data disclosed herein, including sampling, analytical and test data, geological interpretations, and geophysical results underlying the technical information.

QA/QC

Quality assurance and quality control (QA/QC) protocols were implemented in accordance with industry best practices. Samples were collected under the supervision of qualified personnel and submitted to an independent, accredited laboratory for analysis. Analytical accuracy and precision are monitored through the systematic insertion of certified reference standards, blanks, and duplicate samples into the sample stream. Laboratory QA/QC procedures include the use of internal standards and repeat analyses. The Qualified Person has reviewed the QA/QC results and considers them to be acceptable for the purposes of the disclosed technical information.

A Portfolio Built For The Decade Ahead.

Purecore Metals is building a diversified portfolio of critical mineral assets aligned with the three defining investment themes of our era; electrification & clean power, defense & security, and metals as a hold of value.

Purecore Metals is a mineral exploration company focused on identifying and advancing early-stage assets with exposure to critical minerals. Our strategy is to assemble a portfolio across commodities that are structurally undersupplied relative to where global demand is heading. Assets will be focused in tier-one jurisdictions with proven geology, stable regulatory frameworks, and direct access to established mining infrastructure.



Portfolio-First Strategy

Multiple assets, commodities, and optionality paths reduce single-project binary risk and create a more resilient investment profile over time.



Capital Markets Fluency

Built for investors from day one, structured for transparency, timely disclosure, and meaningful communication with the investment community.



Megatrend Alignment

Assets selected for direct exposure to electrification & clean power, defense & security, and metals as a hold of value; themes that are structural, not cyclical.



Tier-One Jurisdictions

Canada and the United States consistently rank among the world's top mining addresses, offering geological pedigree, clear permitting pathways, and direct access to established infrastructure.



INTRODUCTION

Our Mandate

"We are building a company aligned with the materials the world actually needs. The energy transition, the rebuild of Western industrial capacity, and the race to secure critical supply chains are structural, accelerating, and create a multi-decade tailwind for the right assets in the right jurisdictions."

— Peter Berdusco, CEO, Purecore Metals



THE OPPORTUNITY

Three Tailwinds. One Portfolio.

01

Increasing Demand For Clean Power.

Clean energy production and artificial intelligence are rapidly scaling, both relying heavily on critical minerals. As the global demand accelerates, securing reliable access to these resources is becoming increasingly essential.

- COPPER
- URANIUM
- SILVER

**02**

Global Defense Renaissance.

NATO are rebuilding defense capabilities at scale, driving significant demand for key materials. The required supply chain increasingly mirrors that of the mining sector, with critical minerals at its core.

- RARE EARTHS
- URANIUM
- ZINC
- MOLY
- SILVER

**03**

Monetary Metals.

Gold and silver are reaching historic highs amid growing economic uncertainty. At the same time, rising government debt is reinforcing their role as trusted stores of value.

- GOLD
- SILVER



Increasing Demand For Clean Power.

Cu

Ag

U

The global energy transition is the largest capital reallocation event in modern history and it is materials-intensive in ways that supply chains are not prepared for.

Every solar panel, offshore wind turbine, and electric vehicle requires copper, silver, and a suite of critical minerals that are already in deficit. Nuclear energy, increasingly embraced as the only viable baseload alternative to fossil fuels, drives sustained uranium demand. The IEA projects a 40x increase in critical mineral requirements by 2040. Mine supply takes 16+ years to respond. The gap is structural and widening.

\$1.7T Annual global clean energy investment and growing.

40x Projected growth in critical mineral demand by 2040 (IEA).

16yrs Average mine discovery-to-production timeline.

3x Copper needed per EV vs. conventional vehicle.

Copper demand expected to double by 2035.



Global copper demand is projected to rise dramatically by 2035, with some forecasts suggesting an **increase from 24% to over 40%** driven by electrification, AI data centers, and the energy transition.¹



Several studies indicate that annual demand could reach **50 million tonnes by 2035**, essentially doubling the growth rate seen in the previous 15 years.¹



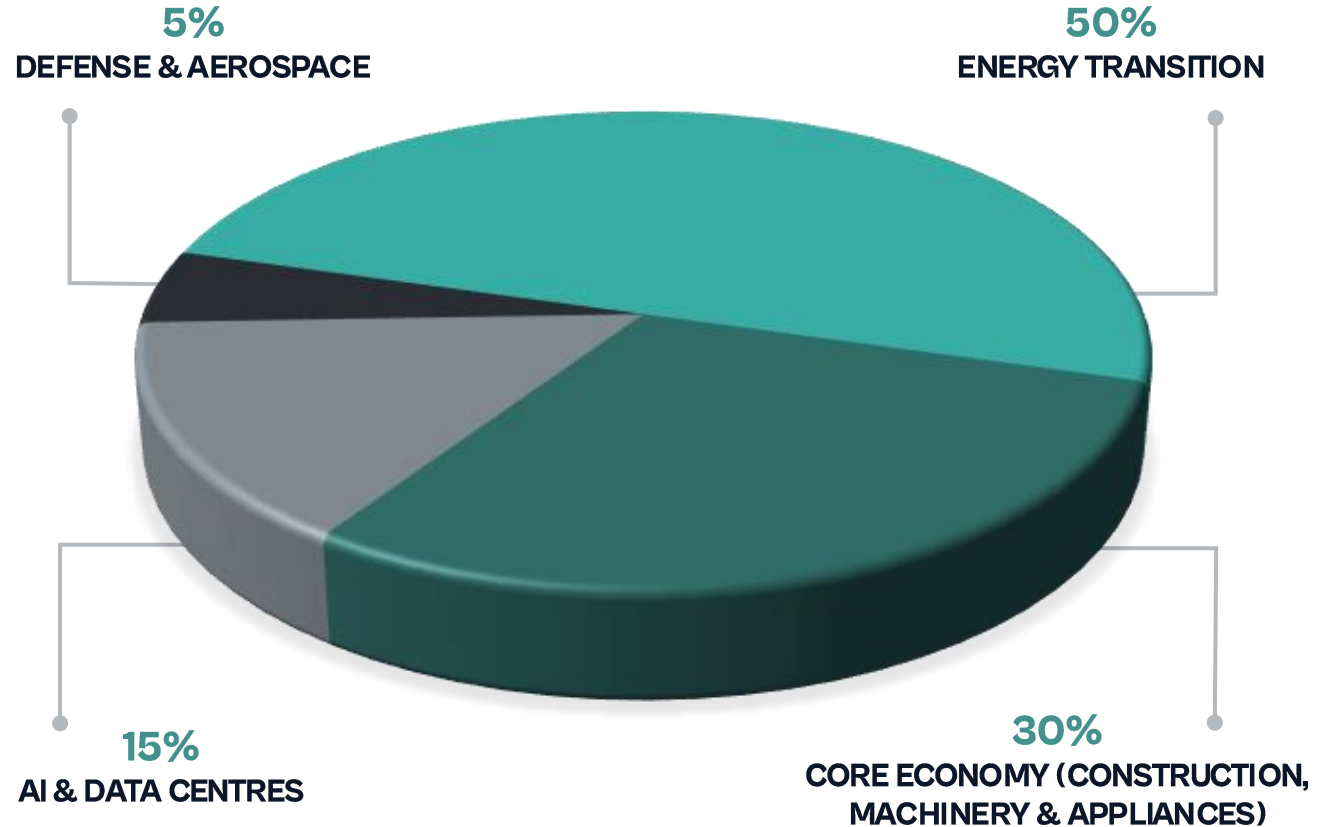
The global copper market is projected to grow from USD **279.29 billion in 2026 to USD 466.67 billion by 2034**, exhibiting a CAGR of 6.63% during the forecast period.²

-30%

The global copper market is expected to face a **30% supply deficit by 2035**.³

\$2.3T

Global energy transition investment reached a record **\$2.3 trillion in 2025**, up 8% from 2024.⁴

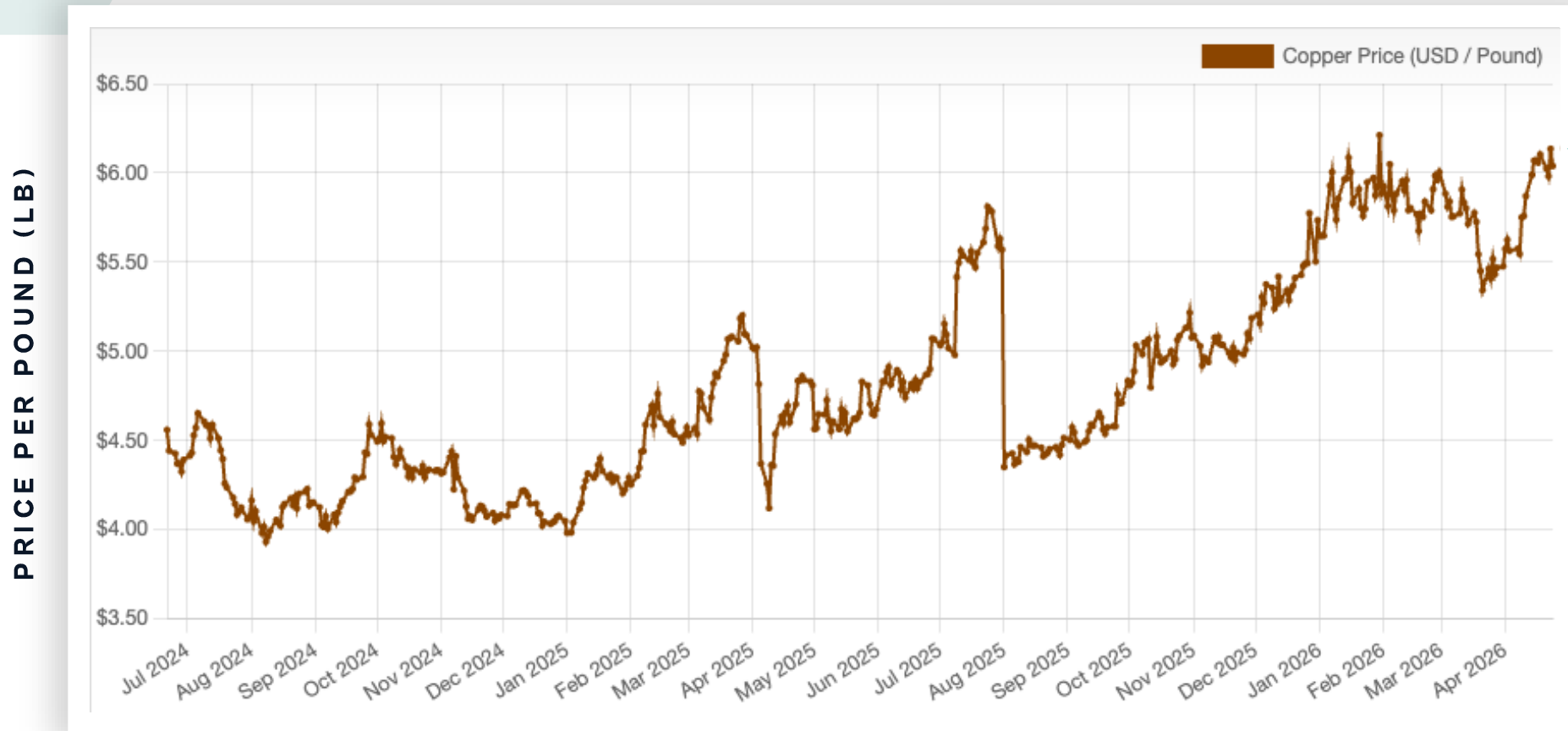


COPPER DEMAND GROWTH BY DRIVER (TO 2040)

Data Source: [S&P Global](#)

Sources : 1. [Wood Mackenzie](#) 2. [Fortune Business](#) 3. [IEA](#) 4. [Bloomberg](#)

Copper On The Rise



\$6.13
APRIL 2026

COPPER PRICE (USD/LB) 2024-2026

Chart Source: [Dailymetalprice.com](https://www.dailymetalprice.com)

02 — STRATEGIC & DEFENCE PRIORITY

Global Defense Renaissance.

Mo

Zn

Ag

U

& RARE EARTHS

Western governments have woken up to the reality that critical mineral supply chains are a national security issue, not just an economic one.

NATO allies are rebuilding defence manufacturing capacity at scale, requiring copper, zinc, and rare earths for weapons systems, electronics, and hardened infrastructure. At the same time, multi-decade civilian infrastructure programs such as grid upgrades, data centres, ports, and rail are creating parallel, policy-backed demand for the same materials. This is durable, non-discretionary demand that runs independent of commodity cycles. Reshoring of strategic manufacturing further compresses available supply.

\$1T+ NATO defence spending commitment for infrastructure and procurement.

32 Critical minerals on Canada's national security priority list.

2% NATO GDP floor — driving unprecedented allied defence investment.

5x More copper required per advanced weapons system vs. conventional.

Modern Warfare is Metal-Intensive.

NATO defence spending has shifted from decades of decline into a strong and sustained growth phase, accelerating after 2014 and surging following the 2022 Russia–Ukraine war. With total spending now around **\$1.4 trillion** and a proposed **increase toward 5% of GDP by 2035**, this reflects a long-term expansion in military investment.¹

As modern defence systems rely heavily on critical minerals and rare earths, the rising spend directly supports increased demand for mining and exploration companies supplying these essential materials.

**New NATO target²
(2025 Hague Summit):**

**3.5% core defence
1.5% security / infrastructure**



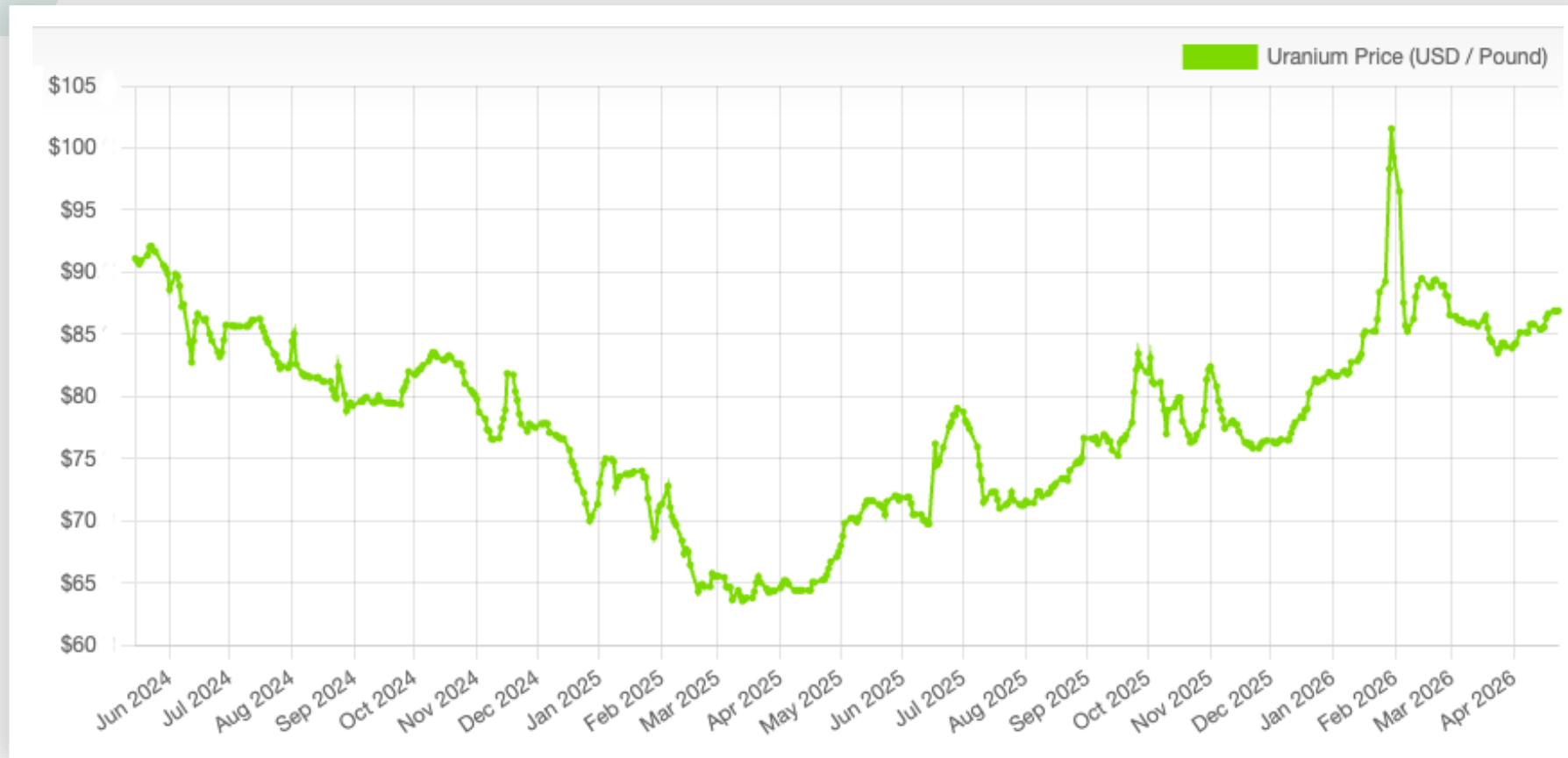
NATO's European allies and
Canada **increased defence
spending by 20% in 2025.**³



Sources : 1 & 3. [Reuters](#) 2. [Nato](#)

Uranium On The Rise

PRICE PER POUND (LB)



\$86.90
APRIL 2026

URANIUM PRICE (USD/LB) 2024-2026

Chart Source: [Dailymetals.com](https://www.dailymetals.com)

Monetary Metals.

Ag

Au

In an era of fiscal expansion, persistent inflation, and geopolitical fragmentation, gold and silver have reasserted themselves not just as investment assets — But as strategic reserves that governments and sovereign wealth funds are actively rebuilding.

Central banks purchased gold at the fastest pace in decades in 2023 and 2024, reinforcing its role as a core reserve asset. At the same time, silver is seeing renewed interest from both investors and industry, driven by its dual role as a monetary metal and a critical component in electrification and clean energy. Tight supply, rising demand, and increasing institutional participation are reinforcing the scarcity premium across precious metals.

1,100T+ Central bank gold purchases in 2023 — a multi-decade record.

ATH Gold at all-time highs, with institutional allocation still well below prior peaks.

680Moz Record industrial demand for silver — driven by energy transition and electrification.

50%+ Share of silver demand driven by industrial applications (solar, EVs, electronics).

Gold On The Rise

PRICE PER OUNCE (OZ)



\$4709.04
APRIL 2026

GOLD PRICE (USD/OZ) 2024-2026

Chart Source: [Dailymetalprice.com](https://www.dailymetalprice.com)

Management & Directors.

Decades of combined experience across mineral exploration, capital markets, and corporate development in the Canadian junior resource sector.



Peter Berdusco
CEO & Director

Seasoned mining executive with extensive experience leading exploration and development-stage companies in public and private markets across North and South America.



Lucy Zhang
Chief Financial Officer

Chartered Professional Accountant with senior finance roles at multiple issuers including Trailbreaker Resources, V Ten Capital, and Pantera Silver.



Dylan Hunko
Project Geologist

Professional geologist specializing in mineral exploration, resource modeling, and technical due diligence across early-stage and advanced projects. Applies modern geochemical and geophysical methods to refine targets and support resource discovery.



Rob Christl
Director

Growth-focused capital markets professional with extensive experience helping junior public mining and exploration companies scale through financings, strategic outreach, and corporate development.



Chad Howse
Director

Entrepreneur and operator with experience founding and scaling multiple businesses. Brings disciplined execution and investor perspective on capital allocation and early-stage growth.

THANK YOU

Get In Touch.



Investor Inquiries

Investors@purecoremetals.com

